



FY 2023/24 FACT SHEET SAN JOSE PUBLIC LIBRARY

Mission Enrich lives by fostering lifelong learning and ensuring every member of the community has access to a vast array of ideas and information.

About the Library

San José Public Library (SJPL) is located in the heart of Silicon Valley and in the nation's 12th largest city. SJPL serves a culturally diverse population of nearly one million and has over 760,000 library members, making it one of the busiest library systems nationwide.

The library has worked to cultivate and establish a 21st Century library experience dedicated to public service and committed to equity, diversity, and inclusion at the core of its efforts.

In addition to providing free library services to the community, SJPL proudly leads two citywide initiatives - the City's Education and Digital Literacy Strategy and the City's SJ Access digital equity initiative, which has become the number one provider of free public access to Wi-Fi connectivity, tech device lending, and multi-lingual digital literacy programs and support in the city.

Unique Services & Centers

California Room

Local and state history center.

Citizenship Services

Naturalization resources and help.

Early Education Services

Resources and programs for ages 0-5.

Education & Literacy Services

Providing and connecting the community to a vast array of ideas and information.

Family Learning Centers

Programs to improve life skills.

Adult Literacy & ESL

Provides reading, writing, technology, life skills, and English language learning.

SJPL Works

Career & business resource center.

TeenHQ

Center designed by and just for teens.

Volunteer Services

Providing volunteer opportunities.

SJPL at a Glance

OPERATIONAL

Staff	556
Operating Budget	\$63,979,992
Costs per Capita	\$65.99

COLLECTIONS

Items in Collection	2,001,021
Languages in Collection	84

AVAILABLE TECHNOLOGY

Public Computers	719
iPads	119
Laptops and Chromebooks	2,099

BUILDING

Branch Libraries	25
Group Study Rooms	45
Quiet Study Rooms	46
Community Rooms	24

San José Public Library

150 E. San Fernando St.
San Jose, CA 95112
(408) 808-2000
adminmail@sjlibrary.org

City Librarian

Jill Bourne
jill.bourne@sjlibrary.org



sjpl.org

Citywide Initiatives



Education & Digital Literacy Strategy (EDL)

SJPL is leading the City of San José to be a place for every resident to learn, explore, connect, and grow. Our strategy focuses on four areas critical for student success, including early education, expanded learning, college and career, and digital equity and inclusion.

Learn more at sjpl.org/Education





SJ Access

SJ Access is a citywide initiative led by the Library that provides residents and students access to quality internet, free Wi-Fi, and digital literacy programs and opportunities. Through the program, residents can borrow devices like laptops, tablets, and Chromebooks.

Learn more at sjpl.org/SJAccess

Art in Our Libraries




Public art installations can be found at all of our locations. The King Library features "Recolecciones," a collection of 33 pieces by Mel Chin integrated throughout the building.

Learn more at sjpl.org/Art

Celebrating 20 Years

On September 20, 2023, the San Jose Public Library and San José State University celebrated the 20th anniversary of the Dr. Martin Luther King, Jr. Library (King Library), which was the first library in the United States to integrate the services and collections of a major university and a public library system.



2023/24 Facts

GENERAL

Open Hours	60,241
Visitors	3,679,282
Library Card Members	762,169
Questions Answered	338,698
Web Visits	5,162,579
Computer Reservations	270,434
Study Room Bookings	26,087
Homework Sessions	434
Homework Hours Logged	1,442

CIRCULATION

Items Requested	448,507
Items Borrowed	8,070,657
Digital Downloads	2,311,904

PROGRAMMING

Programs Offered	15,448
Attendance	321,990

VOLUNTEERS

Total Volunteers	1,649
Volunteered Hours	53,013

Demographics

Source: California Department of Finance; 2022 American Community Survey

Population Served	969,491
Median Household Income	\$146,342
Per Capita Income	\$64,309

Population by Race

- Asian 33%
- White 27%
- Two or more races 25%
- Some other race 12%
- Black or African American 2%
- American Indian and Alaska Native 1%

Population by Ethnicity

- Latinx 30%
- Non-Latinx 70%

Top Languages Spoken

- English 43%
- Spanish 21%
- Vietnamese 10%
- Chinese 8%
- Other Indo-European 6%